

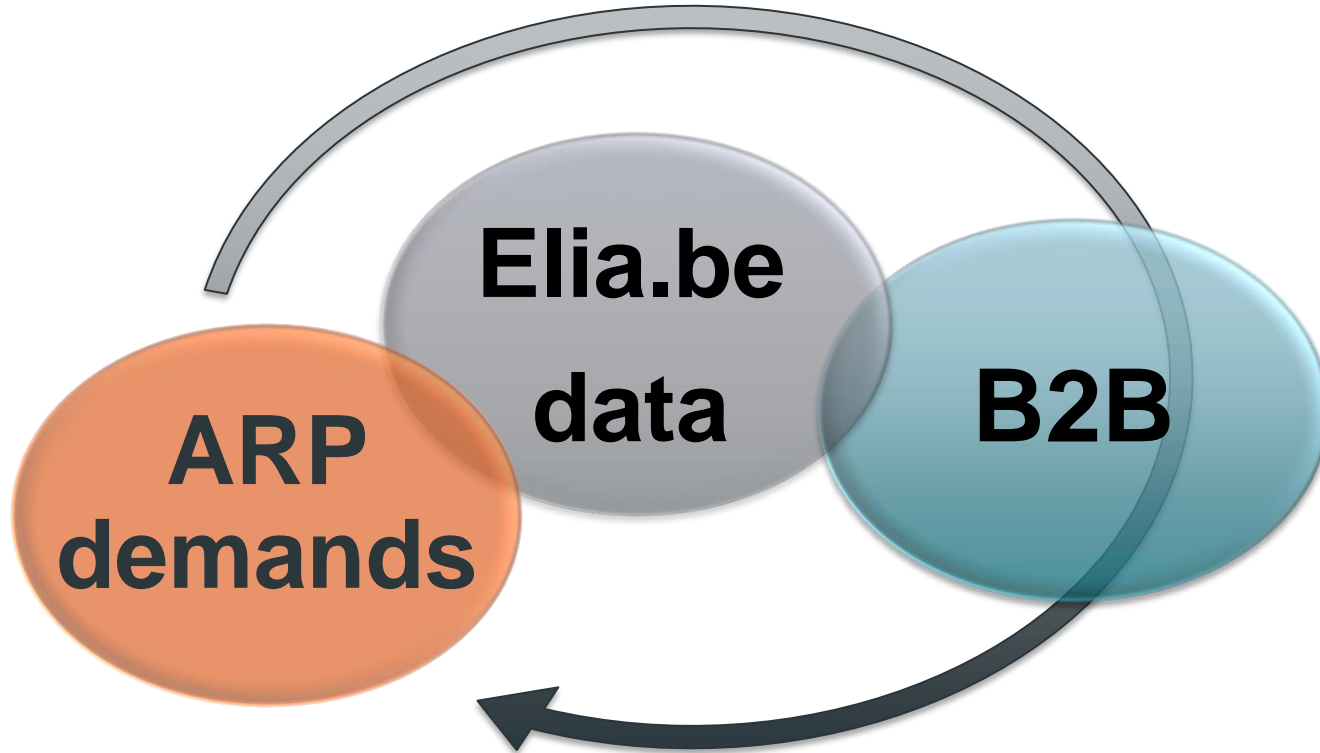


# Workshop

Data publications for ARPs

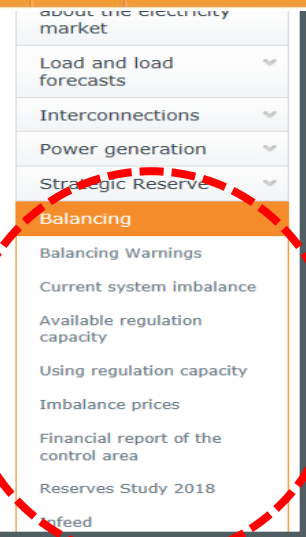

ARP Workshop, 16th March 2017

# Partnership for continuous improvement of data publications

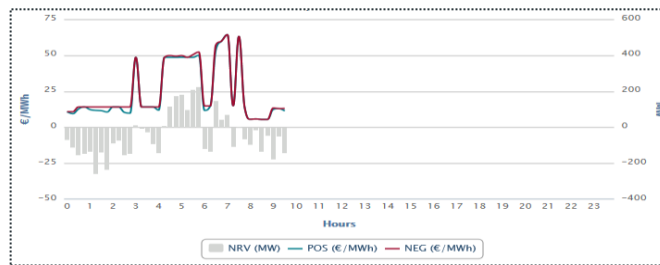


# Overview – Balancing

[<http://www.elia.be/en/grid-data/balancing>]



Signal about the state of the system

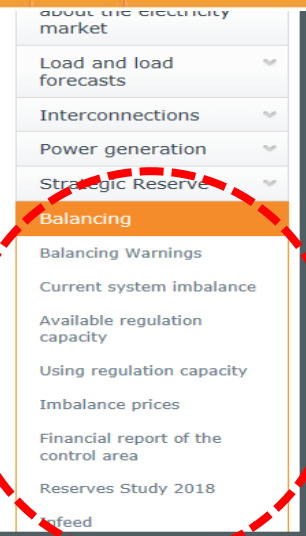



Quarter	NRV (MW)	SI (MW)	g (€/MWh)	MIP (€/MWh)	MDP (€/MWh)	SR (€/MWh)	SI < -I C (MW)	POS (€/MWh)	NEG (€/MWh)
00:00 > 00:15	-70,720	102,234	0,00	50,07	<b>10,88</b>			10,88	10,88
00:15 > 00:30	-110,922	194,358	1,40	0,00	<b>10,88</b>		9,48	10,88	
00:30 > 00:45	-156,555	232,557	1,38	0,00	<b>14,18</b>		12,80	14,18	
00:45 > 01:00	-146,181	98,203	0,00	48,68	<b>14,18</b>		14,18	14,18	
01:00 > 01:15	-136,360	273,944	1,76	48,62	<b>14,12</b>		12,36	14,12	
01:15 > 01:30	-258,548	283,008	2,36	0,00	<b>14,12</b>		11,76	14,12	

Downloadable .xls / .csv

# Overview – Balancing

[<http://www.elia.be/en/grid-data/balancing>]



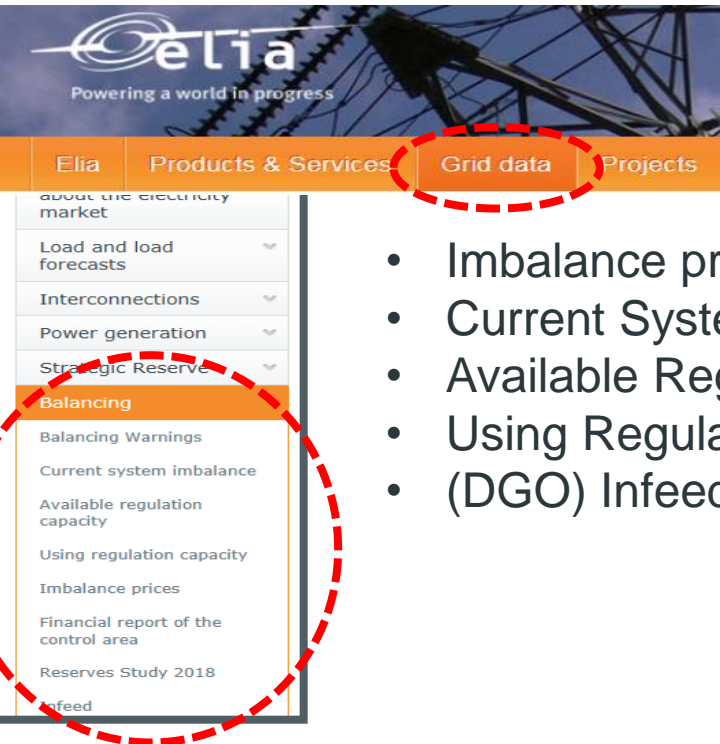
→ Updated every minute  
(timing: m + 2 for minute m)

Downloadable .xls / .csv

Time	Strategic Reserves			Upward regulation volume								Downward regulation volume				
	SI (MW)	NRV (MW)	SR (MW)	GUV (MW)	aFRR			mFRR			Inter-TSO Import (MW)	GDV (MW)	aFRR		mFRR	
					IGCC+ (MW)	R2+ (MW)	Bids+ (MW)	R3Std (MW)	R3Flex (MW)	ICH+ (MW)			IGCC- (MW)	R2- (MW)	Bids- (MW)	Inter-TSO Export (MW)
10:02	101,60	-138,70		0,00	0,00	0,00	0,00	0,00	0,00			138,70	64,70	74,00	0,00	
10:01	119,44	-104,54		0,20	0,20	0,00	0,00	0,00	0,00			104,74	12,70	92,04	0,00	
10:00	116,75	-110,28		0,05	0,05	0,00	0,00	0,00	0,00			110,33	0,00	110,33	0,00	
09:59	160,00	-129,05		0,00	0,00	0,00	0,00	0,00	0,00			129,05	0,00	129,05	0,00	

# Overview – Balancing

[<http://www.elia.be/en/grid-data/balancing>]



- Imbalance prices
- Current System Imbalance
- Available Regulation Capacity
- Using Regulation Capacity
- (DGO) Infeed

Overview of the available volumes of reserves

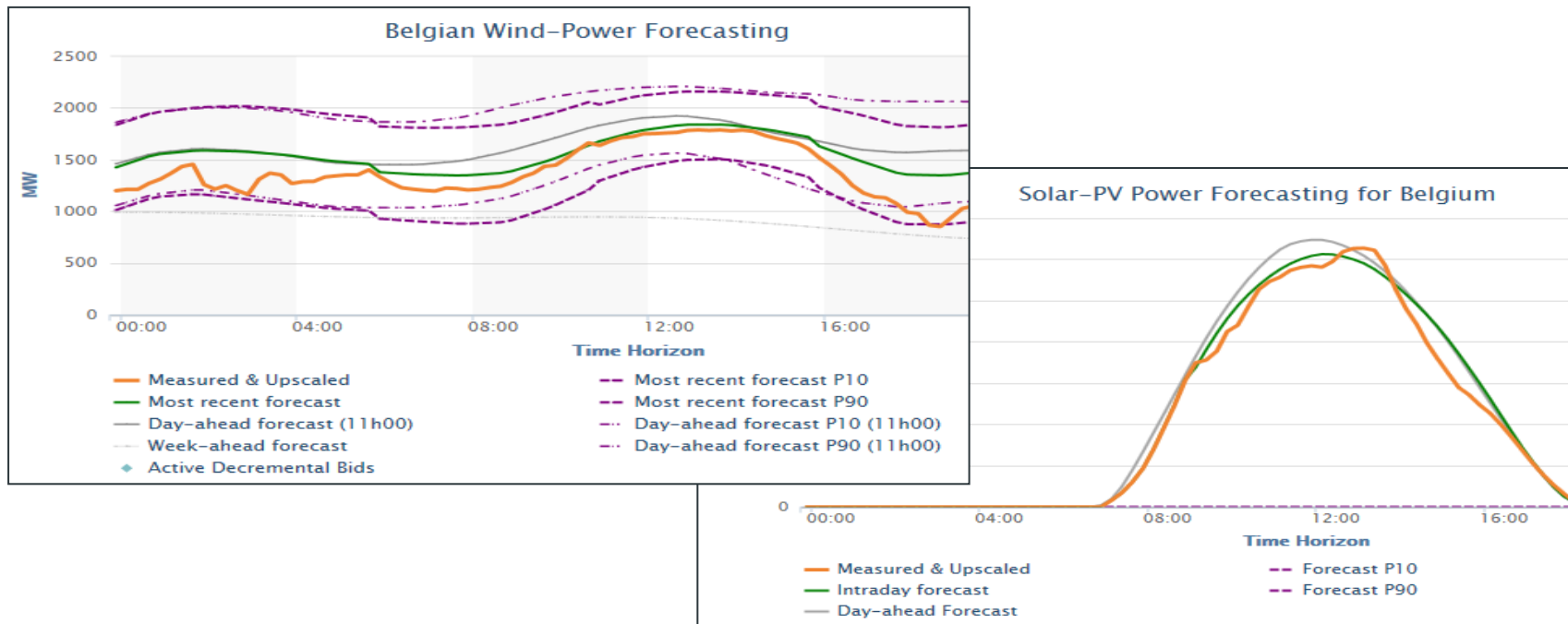
Overview of the used volumes of reserves

Overview of the load on DGO Networks

Downloadable .xls / .csv

# Overview – Wind/Solar forecasts

[<http://www.elia.be/en/grid-data/power-generation>]



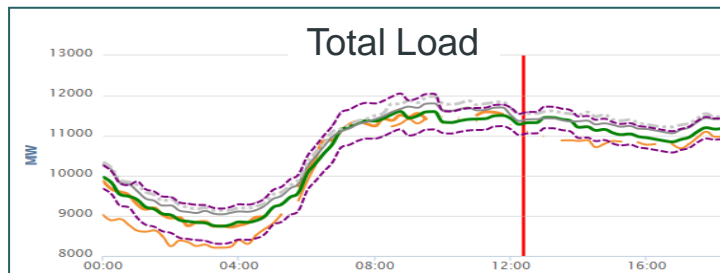
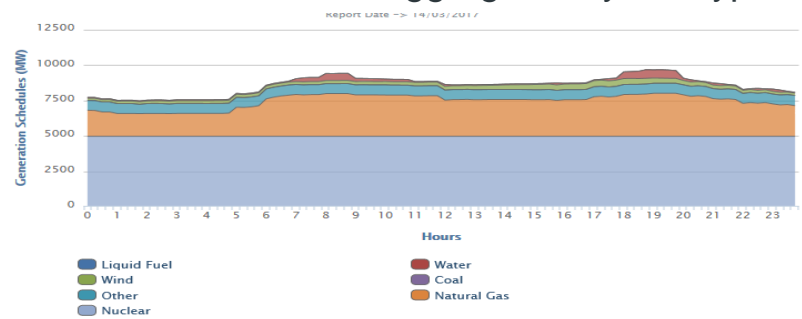
Downloadable .xls / .csv

# Overview – Load / Generation / Interconnections

[<http://www.elia.be/en/grid-data/power-generation>]

[<http://www.elia.be/en/grid-data/Load-and-Load-Forecasts>]

## Generation schedules aggregated by fuel type



## Intraday Capacity

00h	01h	02h	03h	04h	05h	06h	07h	08h	09h	10h	11h	12h
1871	3103	3108	3142	2969	2188	1174	1115	879	742	316	371	4

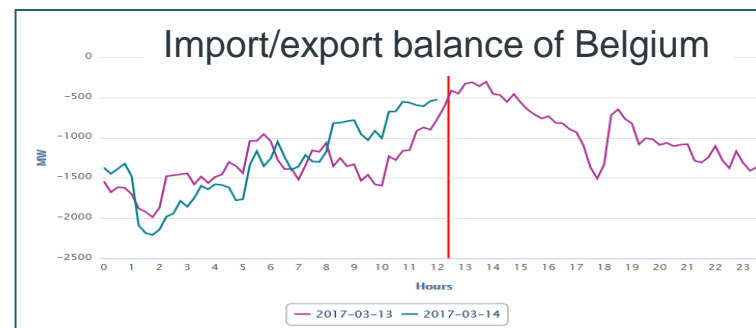
**14/03/2017-12:20 - Belgium to France**

00h	01h	02h	03h	04h	05h	06h	07h	08h	09h	10h	11h	12h
854	758	1080	877	1023	1142	407	501	542	0	0	0	727

**14/03/2017-12:20 - France to Belgium**

00h	01h	02h	03h	04h	05h	06h	07h	08h	09h	10h	11h	12h
2586	2114	1884	1815	1881	2180	2556	2410	1857	1567	920	942	1008

**14/03/2017-12:20 - Belgium to Netherlands**



Downloadable .xls / .csv

# Overview – Others

- **Dashboard**

*[<http://www.elia.be/en/grid-data/dashboard>]*

- **Strategic Reserve RSS feed**

*[<http://www.elia.be/en/grid-data/Strategic-Reserve/RSS-Feed>]*

- **Data download** section

*[<http://www.elia.be/en/grid-data/data-download>]*

- **Ancillary Services Contracts** & information

*[<http://www.elia.be/en/products-and-services/ancillary-services/purchase-of-ancillary-services>]*



# Overview – Reserve Auctions

[<http://www.elia.be/en/suppliers/purchasing-categories/energy-purchases/Ancillary-Services-Volumes-Prices>]

Ex: R1/R2 auction results of last week (weekly auction)

Tendering Period	Delivery Period	Reserve Type	Service Type	Total Contracted Volume [MW]	Average Price [€/Mw/h]	Forecasted Average Price [€/Mw/h]	Total Offered Volume [MW]	Tariff Period [PEAK/L-OFFPEAK/BASE]	Symmetry Type	Country
W10 2017	W12 2017	R1	Symmetric100	34,0	24,89		62,0	BASE	SYM	BE
W10 2017	W12 2017	R1	Upward	34,0	1,84		48,0	BASE	ASYM Upward	BE
W10 2017	W12 2017	R1	Symmetric200	0,0			89,0		SYM	
W10 2017	W12 2017	R1	Downward	34,0	4,28		45,0	BASE	ASYM Downward	BE
W11 2017	W12 2017	R1	Symmetric200	0,0		16,46	47,0	BASE	SYM	FCR Common Auction
W10 2017	W12 2017	R2	Downward	146,0	11,54		284,0	BASE	ASYM Downward	BE
W10 2017	W12 2017	R2	Upward	146,0	11,54		284,0	BASE	ASYM Upward	BE

# B2B Communication

[[http://www.elia.be/en/grid-data/extranet-for-customers/B2B\\_XML-service](http://www.elia.be/en/grid-data/extranet-for-customers/B2B_XML-service)]

## B2B XML-SERVICE

---

### Documentation

The following documents (PDF Files) and information are available:

- › [Technical guide system imbalance webservice](#)

### Access to the different XML services

- › [Access to the system imbalance per minute data](#)

### XML Communication for the delivery of Ancillary Services & Strategic Reserves

Elia communicates for the activation of the R3DP and SDR services through XML exchanges. Hereby under can be found the guidelines for implementation on the supplier's side:

- › [R3 Non-CIPU Programmer's Guide for XML Communication](#)

### STAR B2B Service

Suppliers can introduce their offers in the STAR platform via a dedicated B2B Service. Please find hereby under the technical documents to guide you through implementation.

- › [STAR B2B Guide for R1/R2](#)

# Partnership for continuous improvement of data publications

## *Practicalities*

- **Inform Elia about needs/demands for data**  
→ [usersgroup@elia.be](mailto:usersgroup@elia.be)
- **Questions regarding balancing publications**  
→ [Balancing.publications@elia.be](mailto:Balancing.publications@elia.be)
- **Questions regarding other publications**  
→ [Transparency@elia.be](mailto:Transparency@elia.be)