


31 OCTOBER 2024

# CRM AUCTION REPORT

Y-4 Auction for the 2028-2029 Delivery Period



# Content

<b>1</b>	<b>General provisions.....</b>	<b>3</b>
1.1.	Introduction.....	3
1.2.	No warranties & liability .....	3
1.3.	Relation with the Capacity Contract, the Electricity Act and the Functioning Rules.....	3
1.4.	Intellectual property rights .....	3
<b>2.</b>	<b>Purpose of this document.....</b>	<b>5</b>
<b>3.</b>	<b>Summary of the final results of the Y-4 Auction for the 2028-2029 Delivery Period .....</b>	<b>6</b>
3.1.	General information about the submitted and selected Bids .....	7
3.2.	Volume statistics of the submitted and selected Capacities .....	8
3.2.1.	Capacity volumes by Capacity Contract Duration.....	9
3.2.2.	Capacity volumes by CMU status .....	10
3.2.3.	Capacity volumes by technology .....	11
3.2.3.1.	Capacity volumes by technology – Derating Factor .....	12
3.2.3.2.	Capacity volumes by Delivery Point technology .....	13
3.2.4.	Capacity volumes by technology & status .....	14
3.2.5.	Capacity volumes by connection type .....	16
3.3.	Opt-out volume summary .....	17
3.3.1.	Opt-out IN volume per technology .....	18
3.4.	Determination of the Demand Curve .....	19
3.5.	Individual information on the selected Capacity Market Units .....	21
<b>4.</b>	<b>Capacity procured by Delivery Period .....</b>	<b>24</b>



# Disclaimer

## 1 General provisions

### 1.1. Introduction

This report (hereinafter the “Report”) is published by Elia Transmission Belgium SA, with registered office at Boulevard de l'Empereur 20, 1000 Brussels, registered with the Crossroads Bank for Enterprises under number 0731.852.231 (hereinafter “Elia”), pursuant to Article 7undecies §10 of the Act of 29 April 1999 on the organisation of the electricity market (hereinafter the 'Electricity Act'). Please also refer to section 2 below.

### 1.2. No warranties & liability

The use of information contained in this Report for any form of decision making is done so at the user's own risk.

To the extent legally permissible, Elia cannot be held liable (whether in contract, tort, delict, quasi-delict, statute or strict liability) for any direct or indirect damage, or for any damage of any kind, arising in connection with the use of this Report, even if Elia was previously made aware of such damage. Elia cannot be held liable for any incorrect understanding or misuse of data or information published in this Report.

### 1.3. Relation with the Capacity Contract, the Electricity Act and the Functioning Rules

For the avoidance of doubt, the content of this Report can in no way serve as, or constitute a, legal (or contractual or any other kind of) basis for the signature of a Capacity Contract; the only basis for which rests within the Electricity Act and the CRM Functioning Rules established in the Royal Decree <sup>1</sup> (hereinafter the “Functioning Rules”).

In the event of any conflict or inconsistency between this Report and the Electricity Act and/or the Functioning Rules, the latter documents shall prevail.

### 1.4. Intellectual property rights

All information and materials available in this Report (including, but not limited to, texts, pictures, images, icons and data) are protected by intellectual property rights or related rights. In particular, the names and logos of Elia appearing on this website are protected by trademark and copyright laws and treaties. The Elia brand, trademarks or logos may only be used in relation to products or services offered by Elia and may not be used, under any circumstances, in a way that is likely to create confusion amongst consumers or to damage or discredit Elia. In addition, third parties may have rights (including intellectual property rights) on some of the data available in this Report.

---

<sup>1</sup> Royal Decree approving the functioning rules for the Capacity Remuneration Mechanism, pursuant to 7undecies, § 12, of the Electricity Act



Unless this Report expressly indicates otherwise, users may not, under any circumstances, copy, reproduce, represent, modify, transmit, publish, adapt, distribute, broadcast, grant a sublicense or sell by any means or in any manner, all or any part of this Report without the prior written permission of the holder of the copyright or related right.



# Y-4 Auction Report

## 2. Purpose of this document

Pursuant to Article 7undecies §10 of the Electricity Act, ELIA has the legal obligation to publish on its website, by 31 October 2024 latest, the results of the Y-4 Auction for the 2028 – 2029 Delivery Period.

*“§ 10. For each Delivery Period, three auctions shall be organised by the transmission system operator: a first auction four years before the delivery period, a second auction 2 years before the delivery period, and a third auction one year before the delivery period. In execution of an instruction as referred to in paragraph 6, the transmission system operator organises an auction for which bids are accepted until 30 September at the latest **and for which the results are published on the website of the transmission system operator by 31 October at the latest**, unless paragraph 13 is applied. If the commission cancels the auction on the basis of its supervisory powers in accordance with paragraph 13, the transmission system operator shall hold a new auction, for which the results of the auction shall be published on the website of the transmission system operator by 30 November at the latest.”*

This Report is published in order to comply with this legal obligation, as well as those stemming, as the case may be, from REMIT, and it is established following the transparency requirements as set forth in chapter 16 of the Functioning Rules. Pursuant to the Electricity Act, these rules guarantee the transparency of the Capacity Remuneration Mechanism.



### 3. Summary of the final results of the Y-4 Auction for the 2028-2029 Delivery Period

The following table presents the most important price and volume results of the Y-4 Auction for the 2028-2029 Delivery Period organized in October 2024. The Bid Volume weighted average Bid Price of the retained Bids is equal to **28.025,53 €/MW/year**. The highest Bid Price of the retained Bids, as referred in § 1071 of the Functioning Rules, is equal to **74.950,00 €/MW/year**.

Given the "pay-as-bid" clearing algorithm in the Auction, each retained CMU will receive its own Bid Price as a Capacity Remuneration.

The total amount of Capacity (in derated MW) selected in the Auction amounts to **1.926,22 MW**, spread over **30** selected Capacity Market Units.

<b>Auction and Delivery Period</b>	Y-4 Auction organized in October 2024, for the Delivery Period 2028-2029
<b>Weighted average Bid Price (in EUR/MW/year)</b>	28.025,53
<b>Highest Bid Price (in EUR/MW/year)</b>	74.950,00
<b>Total selected Capacity (in MW)</b>	1.926,22*
<b>Number of selected Capacity Market Units (CMUs)</b>	30

\*Note that this Capacity, as well as all other Capacity volumes mentioned in the remainder of this Report, concern Capacities after application of the Derating Factor.



### 3.1. General information about the submitted and selected Bids

The table below, as referred in §§ 1067 and 1070 of the Functioning Rules, provides further insight into the submitted Bids, as well as the selected Bids. The Bid Volume weighted average Bid Price for the submitted and selected Bids not subject to the Intermediate Price Cap (IPC) amounts to **46.777,64 €/MW/year**. For the submitted and selected Bids subject to the Intermediate Price Cap, the Bid Volume weighted average Bid Price is **25.831,80 €/MW/year**.

In total, **15** Prequalified CRM Candidates submitted at least one Bid for a total of **30** different CMUs. Of these, **30** CMUs were ultimately selected, representing **15** unique Prequalified CRM Candidates.

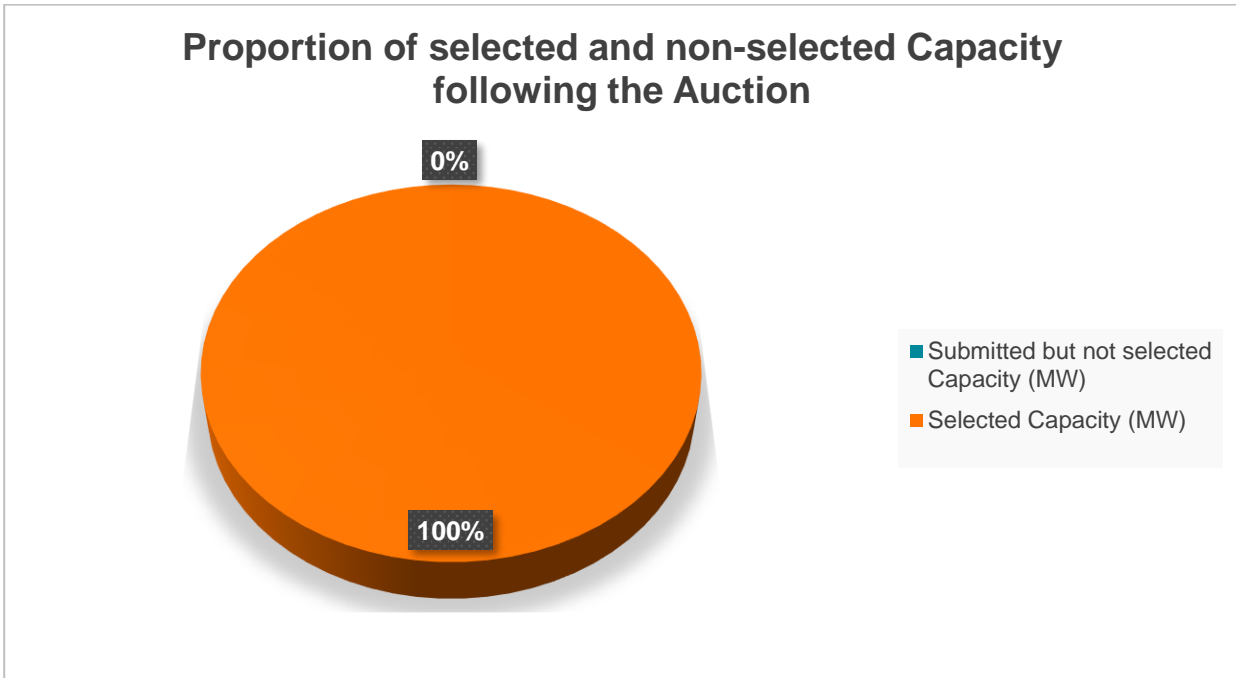
		Submitted Bids	Selected Bids
Bid Volume weighted average Bid Price (EUR/MW/year)	Subject to Intermediate Price Cap	25.831,80	25.831,80
	Not subject to Intermediate Price Cap	46.777,64	46.777,64
Average Capacity volume (MW)		50,69	50,69
Number of Bids	Total	38	38
	Of which mutually exclusive (%)	0%	0%
Total volume of mutually exclusive Bids (MW)		0	0
Maximum volume of mutually exclusive Bids that can be selected (MW)		0	0*
Total number of CMUs		30	30
Total number of Unique Prequalified CRM Candidates		15	15

\*Note that the volume of submitted Bids from a mutually exclusive set, mentioned in the remainder of this Report, is determined by either only the volume of the selected Bids within that set (if any), or by the maximum volume that could potentially be selected if no Bids from the mutually exclusive set were selected.



### 3.2. Volume statistics of the submitted and selected Capacities

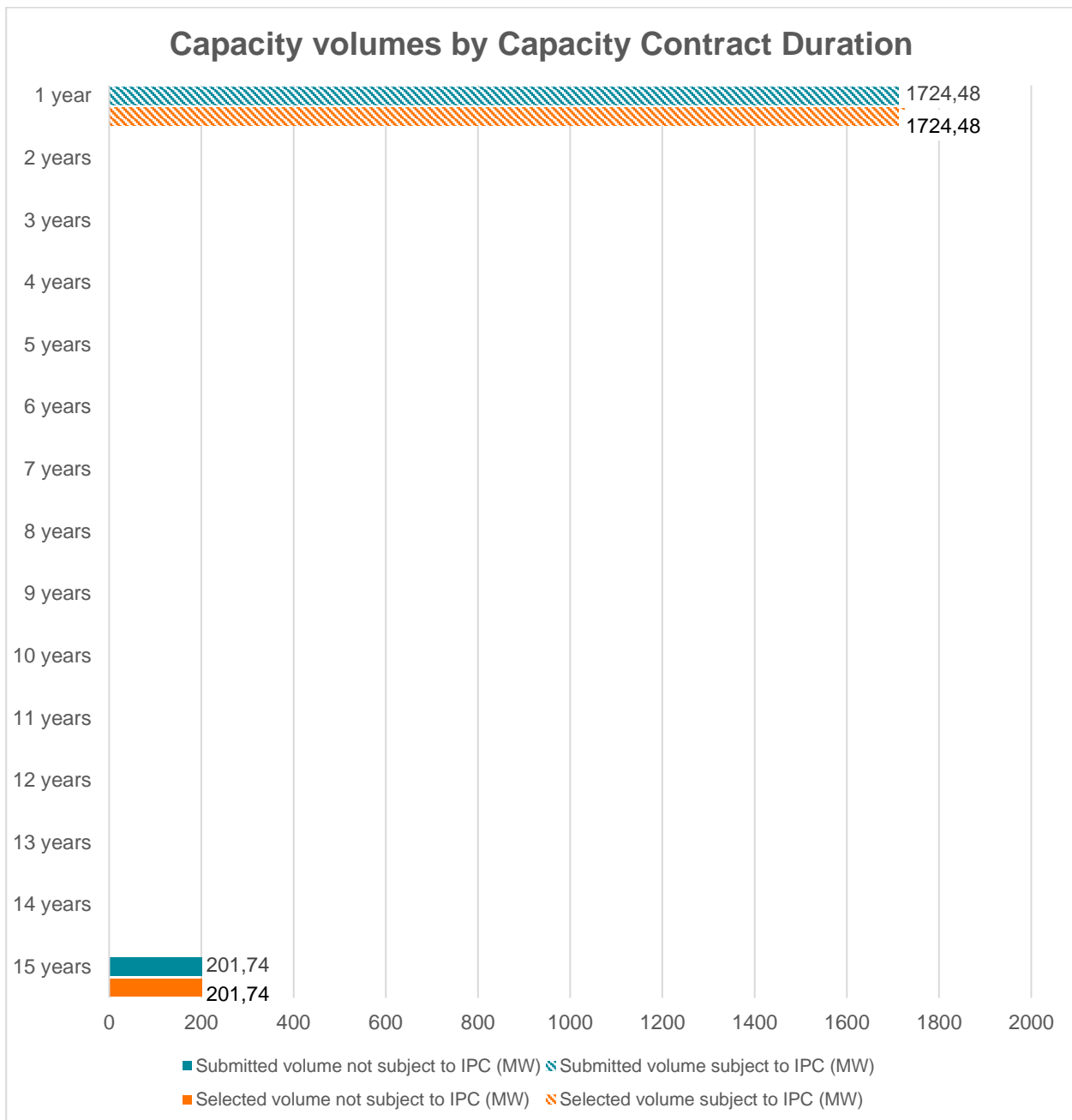
The graph below shows the ratio of selected to non-selected Capacities (in MW).





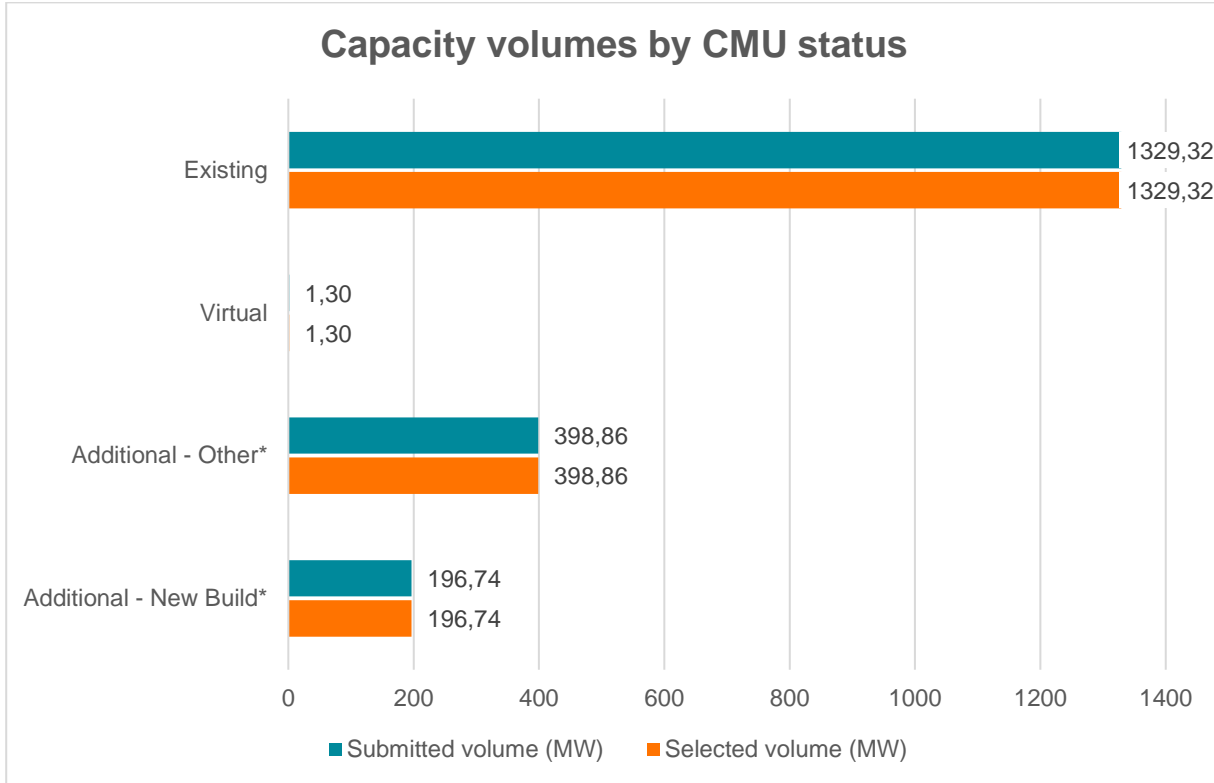
### 3.2.1. Capacity volumes by Capacity Contract Duration

The submitted and selected Capacity volumes (in MW) are split below according to the Capacity Contract Duration, as envisaged in §§ 1068 and 1072 of the Functioning Rules. Within each category of Capacity volumes, distinction is made between Capacities subject and not subject to the Intermediate Price Cap (IPC). The Capacities where an IPC derogation is granted are classified as Capacities not subject to IPC. Capacities with a **15-year** Capacity Contract represented **10,47 %** of the Capacities participating in the Auction. Capacities with a **1-year** Capacity Contract represented **89,53 %** of the Capacities participating in the Auction.



### 3.2.2. Capacity volumes by CMU status

The submitted and selected Capacity volumes (in MW) are summarized below according to the type of CMU (Existing, Additional or Virtual), as referred in §§ 1068 and 1072 of the Functioning Rules. **Additional - New Build** Capacities accounted for **10,21 %** of the submitted volume.



\*Note that the total volume of Additional Capacity is determined by the sum of the categories "Additional - New Build" and "Additional - Other".

The category "Additional – New Build" consists of the Additional Capacities for which the CRM Candidate is (or calls on) an applicant for connection within the meaning of Code of Conduct, the Federal Grid Code or the applicable Regional Grid Code.

The category "Additional - Other" contains, for example, Capacities for which adjustments to the metering installation are necessary or to which a (limited) expansion of the Capacity applies, but without affecting the connection Capacity.



### 3.2.3. Capacity volumes by technology

The submitted and selected Capacity volumes (in MW) are split below by technology, as referred in §§ 1068 and 1072 of the Functioning Rules.

The graphs below show respectively:

- a breakdown based on the **Derating Factors laid down in the Ministerial Decree regarding the instruction for the organisation of the Auction**<sup>2</sup> and declared by the CRM Candidates per CMU during the Prequalification Procedure in accordance with § 107 of the Functioning Rules;
- a breakdown based on the **technology of the Delivery Point in accordance with the list of technologies defined in article 13, §1 of the Royal Decree on Methodology**<sup>3</sup> and indicated by the CRM Applicants per Delivery Point during the Prequalification Procedure in accordance with § 91 of the Functioning Rules. If a CMU consists of multiple Delivery Points with different technologies, the Capacity volume is allocated to the category "Aggregated technologies" which also includes the Delivery Points which themselves are composed of multiple technologies.

---

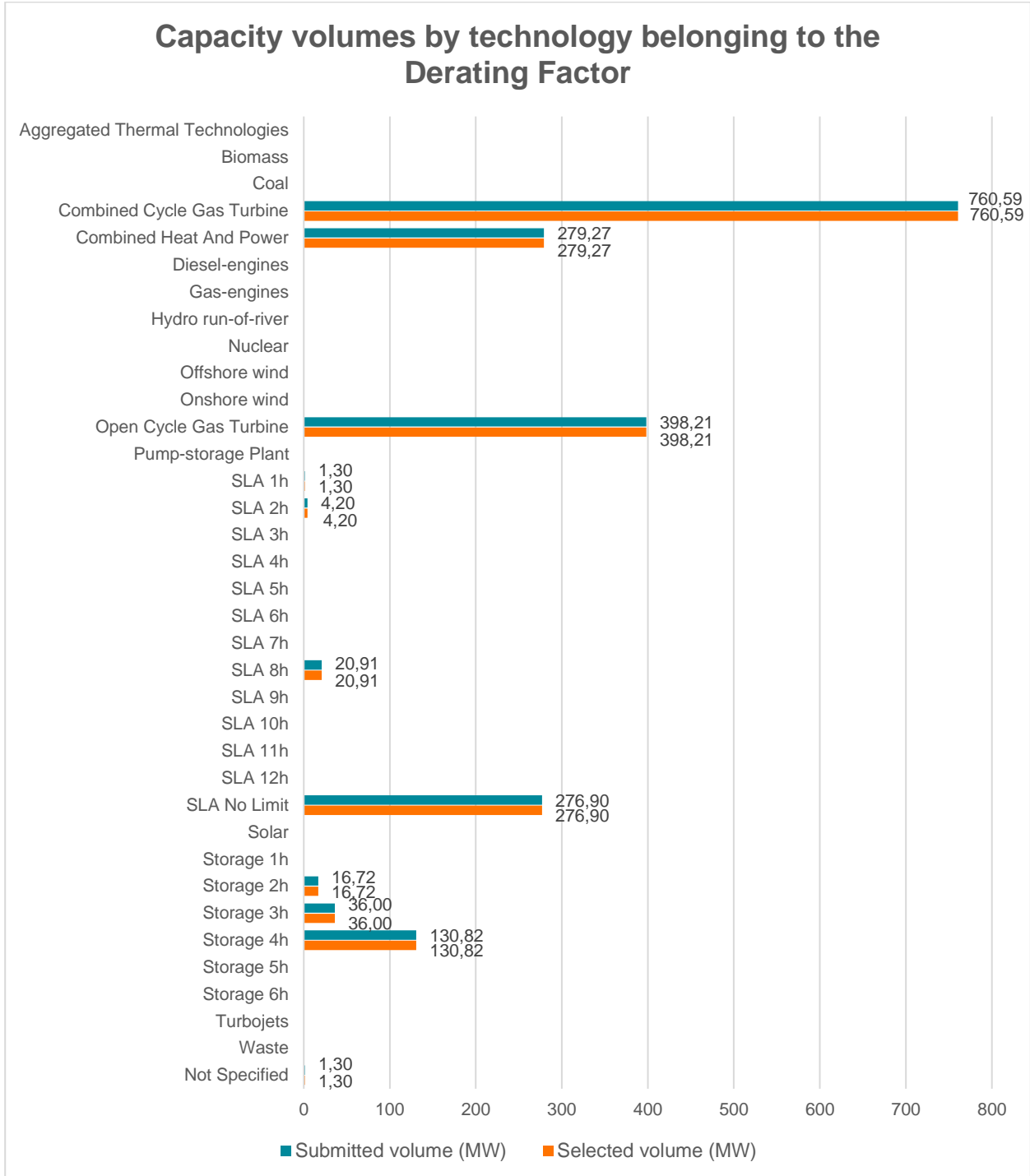
<sup>2</sup> Ministerial Decree of 28 March 2024 regarding the instruction to the system operator to organise the four years prior to the Delivery Period starting on 1 November 2028, the parameters needed to organise the aforementioned auction, the maximum volume of capacity that can be contracted with all holders of unproven capacity and the minimum volume to be reserved for the auction to be organised one year prior to the Delivery Period, in accordance with Article 7undecies, § 6, first paragraph of the Law of 29 April 1999 on the organisation of the electricity market.

<sup>3</sup> Royal Decree of 28 April 2021 establishing the parameters used to determine the volume of capacity to be procured, including their calculation method, and the other parameters necessary for the organisation of the auctions, as well as the method and conditions for obtaining individual derogations from the application of the Intermediate Price Cap(s) under the Capacity Remuneration Mechanism.



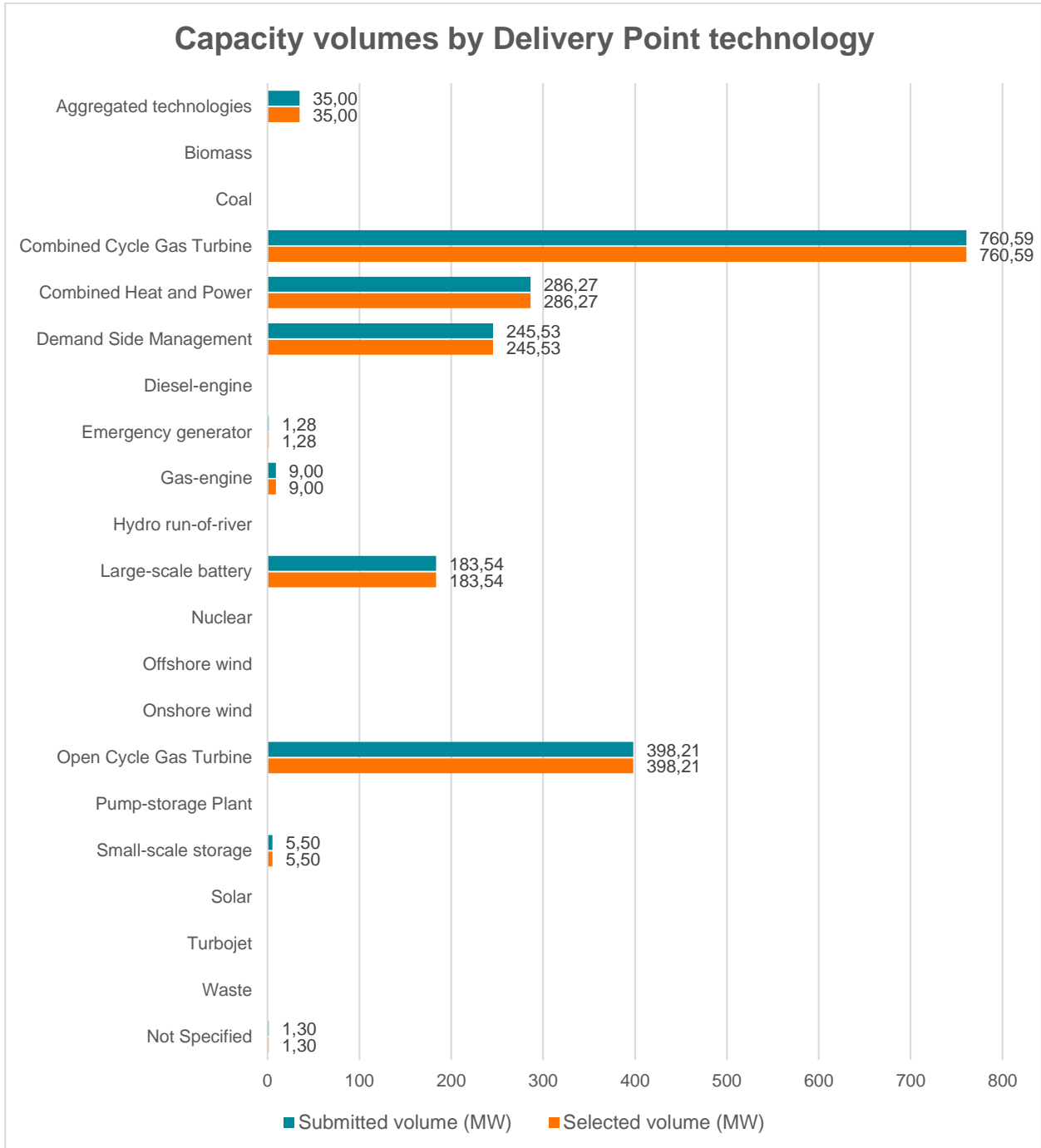
### 3.2.3.1. Capacity volumes by technology – Derating Factor

Capacities of various technologies, having also different Derating Factors, have been selected in the Auction: Combined Cycle Gas Turbine (39,49%), Open Cycle Gas Turbine (20,67%), Combined Heat And Power (14,5%), SLA No Limit (14,38%), Storage 4h (6,79%), Storage 3h (1,87%), SLA 8h (1,09%), Storage 2h (0,87%), SLA 2h (0,22%), SLA 1h (0,07%) and Not Specified (0,07%).



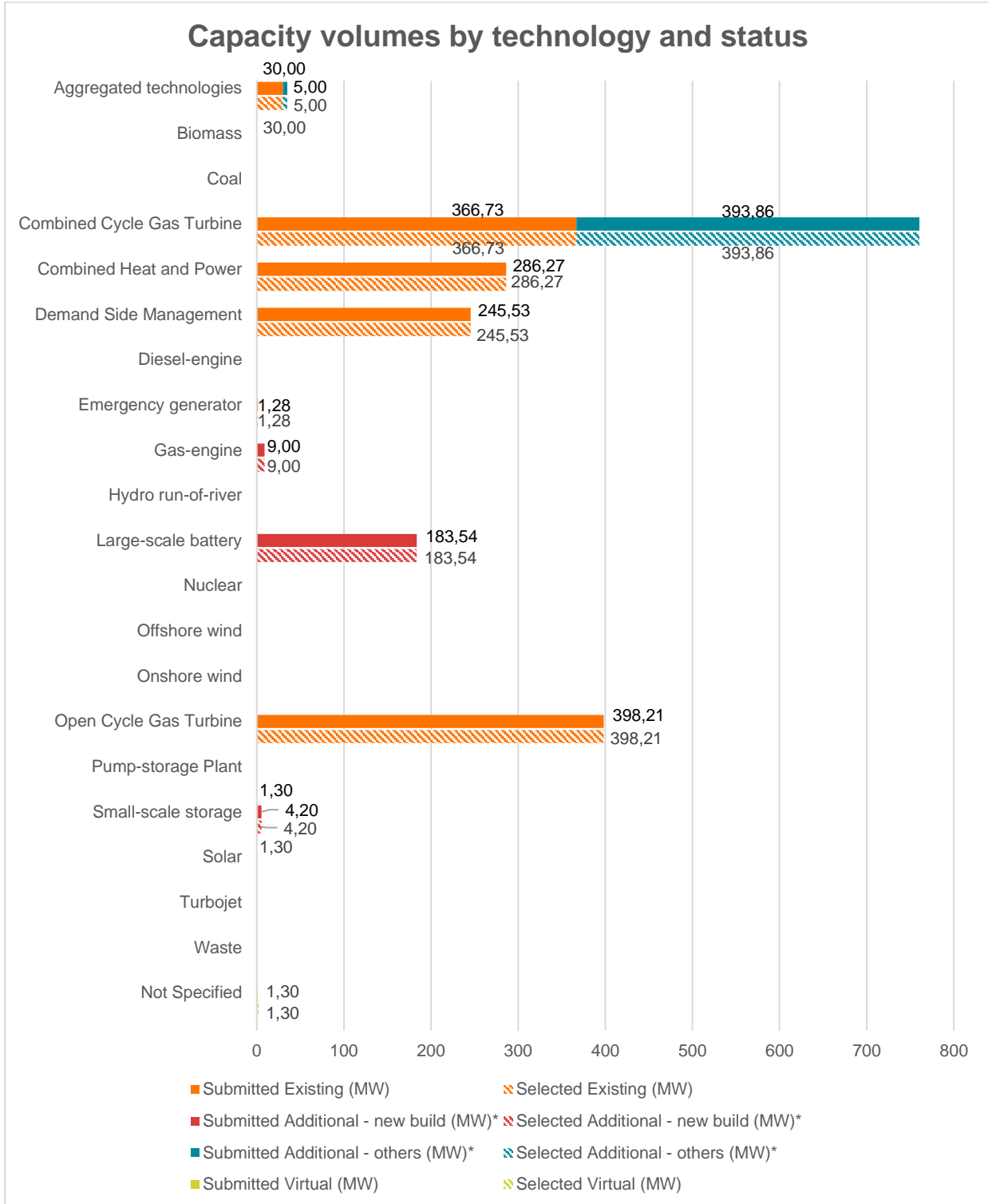
### 3.2.3.2. Capacity volumes by Delivery Point technology

Capacities of various technologies have been selected in the Auction: Combined Cycle Gas Turbine (**39,49%**), Open Cycle Gas Turbine (**20,67%**), Combined Heat and Power (**14,86%**), Demand Side Management (**12,75%**), Large-scale battery (**9,53%**), Aggregated technologies (**1,82%**), Gas-engine (**0,47%**), Small-scale storage (**0,29%**), Not Specified (**0,07%**) and Emergency generator (**0,07%**).



### 3.2.4. Capacity volumes by technology & status

The submitted and selected Capacity volumes (in MW) are split below by both the technology (of the Delivery Point) and the status of the Capacities.



\*Note that the total volume of Additional Capacity is determined by the sum of the categories "Additional - New Build" and "Additional - Other".

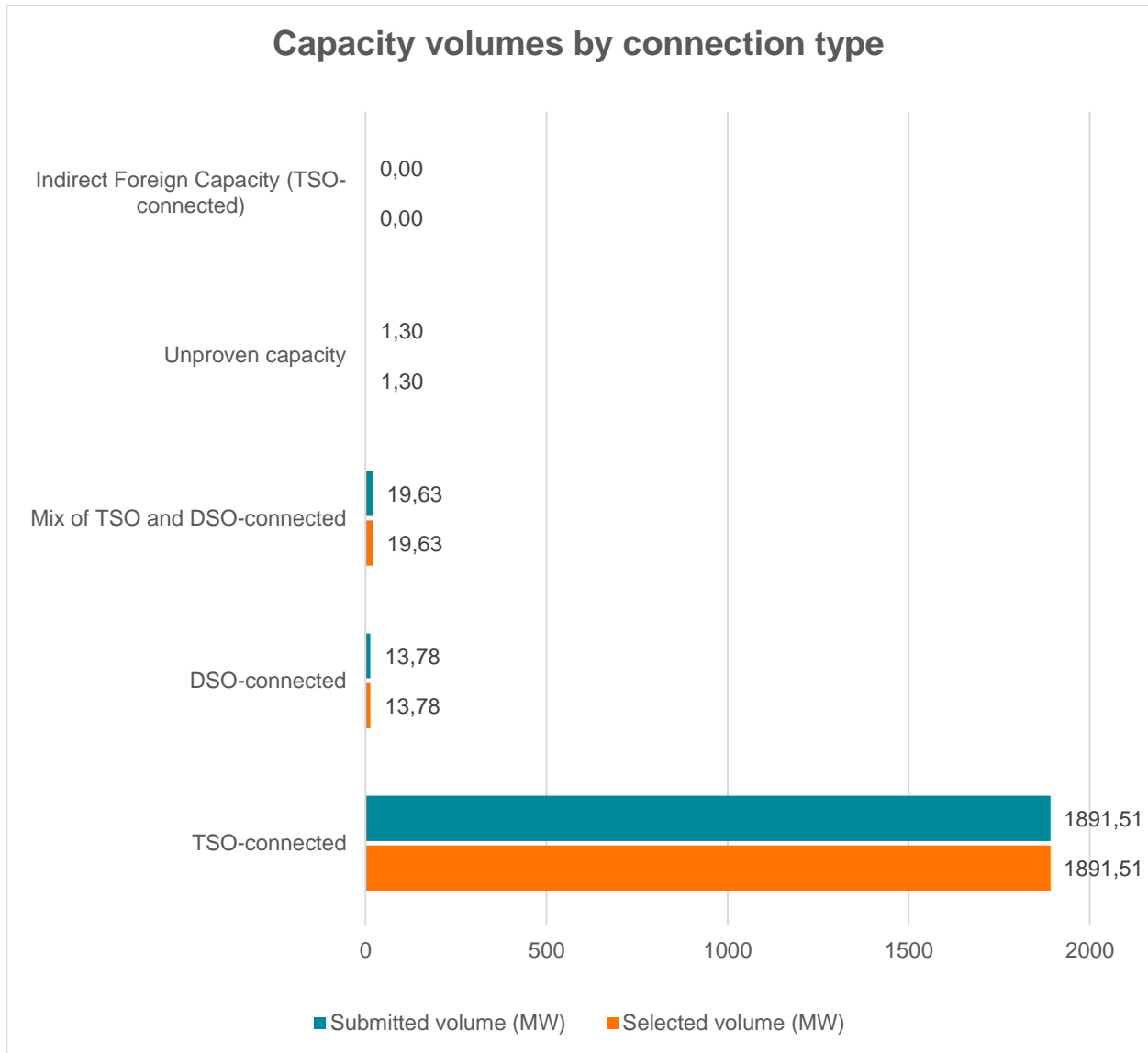
The category "Additional – New Build" consists of the Additional Capacities for which the CRM Candidate is (or calls on) an applicant for connection within the meaning of Code of Conduct, the Federal Grid Code or the applicable Regional Grid Code.

The category "Additional - Other" contains, for example, Capacities for which adjustments to the metering installation are necessary or to which a (limited) expansion of the Capacity applies, but without affecting the connection Capacity.



### 3.2.5. Capacity volumes by connection type

The submitted and selected Capacity volumes (in MW) are split below by connection type, as referred in §§ 1068 and 1072 of the Functioning Rules. There is no case of Direct Foreign Capacity and it is therefore not included in the graph.





### 3.3. Opt-out volume summary

The total notified Opt-out volume for the Y-4 Auction for the 2028 - 2029 Delivery Period is, as referred in § 1063 of the Functioning Rules, broken down below into volumes that contribute to security of supply (category "IN") and volumes that do not contribute to security of supply (category "OUT"). **67,12 %** and **32,88 %** of the total notified Opt-out volume are classified as "IN" and "OUT" respectively.

Note that the table below does not include Opt-out Volumes for nuclear units in Belgium. The nuclear plants for which the lifetime was extended are included in the non-Eligible Volume and amount to **1.645 MW**.

	Opt-out volumes 'IN'	Opt-out volumes 'OUT'					
	<b>Total</b>	<i>Definitive closure/ structural reduction of Capacity (art. 4bis of the Electricity Act)</i>	<i>Additional electricity production or energy storage Capacity without Connection Contract or not available in time based on information in Connection Contract "full Opt-out"</i> **	<i>New Build CMUs "full Opt-out"</i>	<i>Non-firm Capacity as part of connection with flexible access</i>	<i>Capacities without obligation to prequalify</i>	<i>Conditional opt-out classified as OUT</i> **
<b>Derated Opt-out volumes (MW)</b>	5.352,00	300,13	142,50	1.741,46	0,00	438,07	0,00
<b>% of total opt-out volume</b>	67,12%	3,76%	1,79%	21,84%	0,00%	5,49%	0,00%

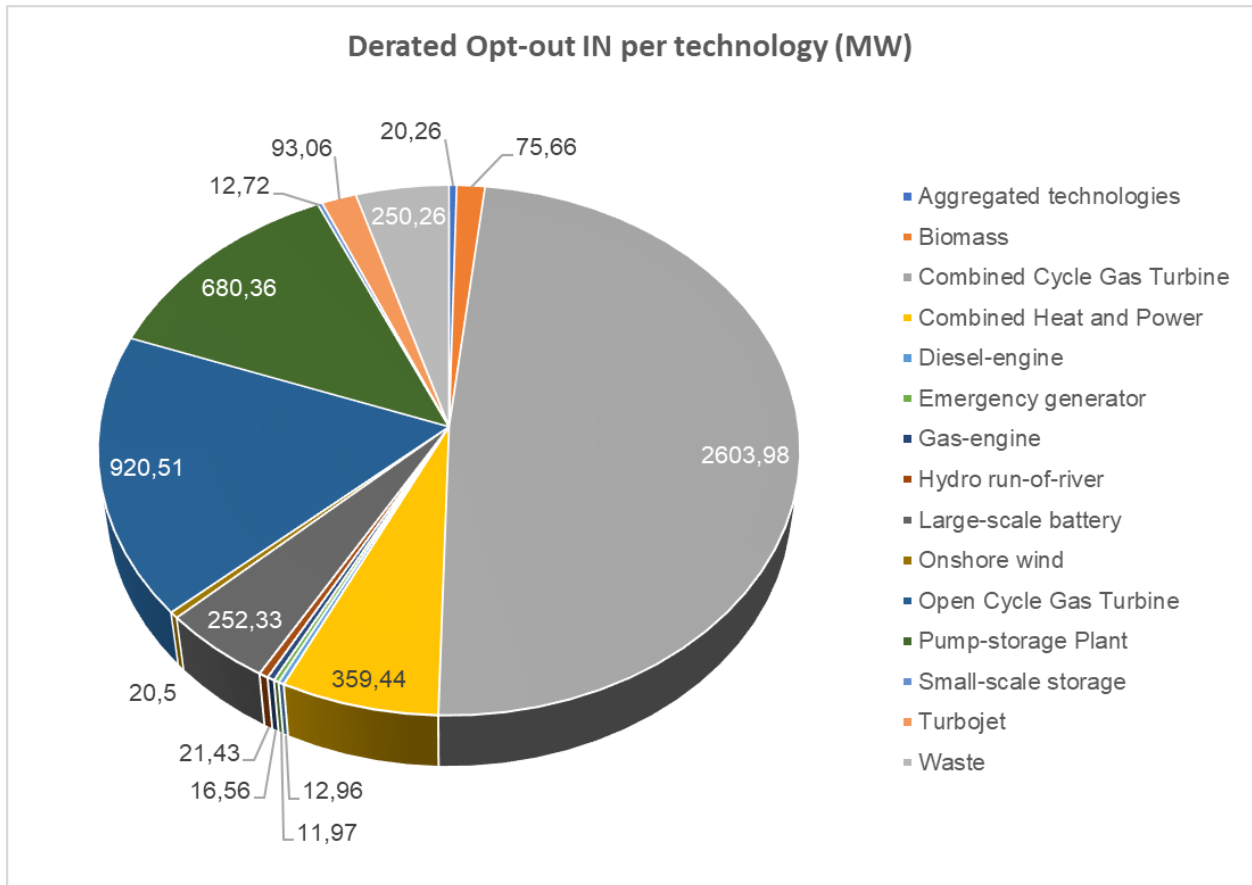
\*This category also includes full Opt-outs related to *New Build* Capacities (cf. category "Additional - New Build" as described above).

\*\* This category also includes conditional partial Opt-outs related to *New Build* Capacities (cf. category "Additional - New Build" as described above), if these are considered "OUT" following the outcome of the Auction clearing.



### 3.3.1. Opt-out IN volume per technology

The total Opt-out volumes IN (Standard, Fast Track, conditional Opt-out classified as IN, rejected and archived) are split below by technology as referred in §§ 1063 of the Functioning Rules. Capacities of various technologies have submitted an Opt-out notification: Combined Cycle Gas Turbine (**2.603,98 MW**), Open Cycle Gas Turbine (**920,51 MW**), Pump-storage Plant (**680,36 MW**), Combined Heat and Power (**359,44 MW**), Large-scale battery (**252,33 MW**), Waste (**250,26 MW**), Turbojet (**93,06 MW**), Biomass (**75,66 MW**), Hydro run-of-river (**21,43 MW**), Onshore wind (**20,5 MW**), Aggregated technologies (**20,26 MW**), Gas-engine (**16,56 MW**), Diesel-engine (**12,96 MW**), Small-scale storage (**12,72 MW**) and Emergency generator (**11,97 MW**).



### 3.4. Determination of the Demand Curve

In accordance with section 6.3.1 of the Functioning Rules, ELIA determined, based on the information gathered during the Prequalification Procedure and during the Auction *clearing*, the corrections to the Demand Curve that correct the volume to be purchased in the Auction.

The corrections to the Demand Curve are determined prior to the clearing of the Auction, based on information gathered during the Prequalification Process, as referred in § 1064 of the Functioning Rules:

- The **upward volume correction** referred to in § 308 of the Functioning Rules, resulting in an upward volume shift of the Demand Curve, which mainly corrects the volume to be purchased in the Auction for successfully Prequalified Capacities that were deemed non-eligible during the Demand Curve calibration, amounts to **1.056,28 MW**. The below split corresponds to the description of the different elements in § 308 of the Functioning Rules.

This volume consists of:

- a) **15,94 MW** coming from the deteriorated Derating Factors of already contracted CMU's that are Energy Constrained
  - b) **791,88 MW** coming from Capacities that were considered as non-eligible during the determination of the Demand Curve, but which are related to CMUs that nevertheless prequalified or that have meanwhile been decommissioned. This volume consists of:
    - **453,00 MW** coming from a total of **18** CHP, Biomass and Waste CMUs which, as estimated by the Federal Public Service Economy during the determination of the Demand Curve, are eligible for subsidies during the supply period covered by the Auction but which have nevertheless registered as eligible Capacity and have been successfully prequalified.
    - **338,88 MW** coming from successfully prequalified CHP, Biomass, Waste and Onshore wind Capacities for which no estimation has been made by the FPS Economy and which were also considered non-eligible during the calibration of the Demand Curve. The split by technology is made up of **185,64 MW** CHP, **75,66 MW** Biomass, **57,08 MW** Waste and **20,50 MW** Onshore wind Capacity.
  - c) **0 MW** coming from decrease of Contracted Capacities following a decision of the Disputes Committee.
  - d) **0 MW** coming from decrease of Contracted Capacities following a delay of the Infrastructure Works
  - e) **0 MW** coming from decrease of Contracted Capacities following a broken Capacity Contract or where the volume of Contracted Capacity was reduced.
  - f) **248,46 MW** coming from the decrease of the volume reserved for later Auctions.
- The **downward volume correction** referred to in § 314 of the Functioning Rules, which corrects the volume to be purchased in the Auction for the Capacities that do not participate in the Auction but are deemed to contribute to security of supply amounts to **5.376,51 MW**.

The below split corresponds to the label of the different elements in § 314 of the Functioning Rules.

This volume consists of:



- g) **24,62 MW** coming from the improved Derating Factors of already contracted CMU's that are Energy Constrained
  - h) **6,40 MW** coming from Capacities that are to be considered as non-eligible but that were not yet considered as such during the calibration of the Demand Curve.
  - i) **0 MW** coming from an increase of Contracted Capacities following a decision of the Disputes Committee or from Capacities contracted or selected for the same Delivery Period(s) in a previous Auction organized in the same year and not taken into account in the Demand Curve
  - j) **4.475,72 MW** coming from Capacities that indicate not willing to participate to the Auction via an Opt-out Notification, but that can be expected to stay in the market, calculated as the sum of the derated Opt-out Volumes related to this Auction classified as "IN". This volume consists of Fast-track Volumes (**1.393,48 MW**), of Opt-out IN Volumes of CMU's that followed the Standard Prequalification Process (**3.382,24 MW**).
  - k) **57,00 MW** coming from Capacities with an obligation to submit a Prequalification File as described in article *Tundecies*, §, 8 al. 2 of the Electricity Law and supplemented by the description in § 118, second alinea, but for which no Prequalification Process has been initiated and which have not been taken into account in the Demand Curve.
  - l) **17,51 MW** coming from Existing Capacities that will contribute to security of supply in the targeted Delivery Period which did not participate to the Prequalification Process and that have not been taken into account in the Demand Curve
  - m) **0 MW** coming from the volume of the Demand Curve of the Pre-Auction, less the maximum volume that can be selected from all Bids with the status 'submitted' for each border for which a Pre-Auction was organized.
  - n) **495,26 MW** coming from a correction for rejected and archived CMUs.
- The total volume of **conditional volume correction** referred to in § 315 of the Functioning Rules, which depending on the *clearing* of the Auction is deemed to contribute to security of supply or not, amounts to **81,02 MW**.

There wasn't any adjustment done during the *clearing* of the Auction because the non-selection of successfully prequalified Capacities that were considered non-eligible during the calibration of the Demand Curve totaled less than **20,00 MW** (cf. § 313 of the Functioning Rules).



### 3.5. Individual information on the selected Capacity Market Units

As referred in §1065 of the Functioning Rules, the Auction Report should include information on the individual selected Bids in the Auction.

The table below shows the Capacities already contracted in previous Auctions for the Delivery Period 2028-2029.

Prequalified CRM Candidate	Auction type	CMU ID	Derating Factor	Technology of Delivery Point	Status of the CMU	Capacity Contract Duration (in years)	Contracted Capacity (in MW)
ArcelorMittal Belgium	Y-4 25/26	CMU-36kwQ	SLA No Limit	Combined Cycle Gas Turbine	Additional - New Build	15	6,00
Aspiravi	Y-4 27/28	CMU-7FJJ0	SLA 4h	Small-scale storage	Additional - New Build	15	12,60
Centrica Business Solutions Belgium	Y-4 25/26	CMU-349dt	SLA 1h	Small-scale storage	Additional - New Build	8	2,64
Electrabel	Y-4 25/26	CMU-2wq8W	Combined Cycle Gas Turbine	Combined Cycle Gas Turbine	Additional - New Build	15	528,71
Electrabel	Y-4 25/26	CMU-2wsfO	Combined Cycle Gas Turbine	Combined Cycle Gas Turbine	Additional - New Build	15	276,64
Electrabel	Y-4 27/28	CMU-7DZws	Open Cycle Gas Turbine	Open Cycle Gas Turbine	Additional - Other	3	245,52
Electrabel	Y-4 27/28	CMU-7DZmJ	Storage 4h	Large-scale battery	Additional - New Build	15	53,29
Electrabel	Y-4 27/28	CMU-7DZoD	Storage 4h	Large-scale battery	Additional - New Build	15	53,29
Harmignies Energy Storage NV	Y-4 27/28	CMU-7MDUd	Storage 4h	Large-scale battery	Additional - New Build	15	39,58
Luminus	Y-4 25/26	CMU-31D4O	Combined Cycle Gas Turbine	Combined Cycle Gas Turbine	Additional - New Build	15	533,74
Luminus	Y-4 25/26	CMU-31Dt2	Combined Cycle Gas Turbine	Combined Cycle Gas Turbine	Additional - New Build	15	271,56
Nala Renewables Belgium BV	Y-4 25/26	CMU-36LFD	SLA 4h	Small-scale storage	Additional - New Build	15	8,00
Ruien Energy Storage	Y-4 25/26	CMU-2xDYX	Storage 4h	Large-scale battery	Additional - New Build	15	5,28
Storm 67	Y-4 25/26	CMU-36KCI	Storage 4h	Large-scale battery	Additional - New Build	15	25,20
Storm 90	Y-4 27/28	CMU-5EGKD	Storage 4h	Large-scale battery	Additional - New Build	15	57,60
Storm 91	Y-4 27/28	CMU-5EHX1	Storage 4h	Large-scale battery	Additional - New Build	15	115,20
Total Renewables SASU	Y-4 27/28	CMU-7K9ly	SLA 3h	Small-scale storage	Additional - New Build	15	11,70

The table below shows the Capacities selected during this year’s Auction (October 2024) for the Delivery Period 2028-2029.

Note: batteries with multi-year contracts can submit a degradation factor, meaning that their Contracted Volume decreases over the years.

Prequalified CRM Candidate	CMU ID	Derating Factor	Technology of Delivery Point	Status of the CMU	Border	Link with other Bids ("Linked Bids")	Capacity Contract Duration (in years)	Maximum volume submitted for CMU in the Auction (in MW)	Selected volume of the Bid (in MW)
Auvelais Energy Storage	CMU-9UFAG	Storage 3h	Large-scale battery	Additonal - New Build	Belgium		15	36,00	36,00
Belgian Eco Energy NV	CMU-9U19I	SLA No Limit	Gas-engine	Additonal - New Build	Belgium		15	9,00	9,00
Bureau d'Etudes Pierre Berger	CMU-9UW2z	Storage 2h	Large-scale battery	Additonal - New Build	Belgium		15	16,72	16,72
Centrica Business Solutions Belgium	CMU-9O04A	SLA 1h	Small-scale storage	Existing	Belgium		1	1,30	1,30
Centrica Business Solutions Belgium	CMU-9O072	SLA 8h	Demand Side Management	Existing	Belgium		1	19,63	19,63
Centrica Business Solutions Belgium	CMU-9P98L	SLA 2h	Small-scale storage	Additonal - New Build	Belgium		15	4,20	4,20
Electrabel	CMU-7DZjy	Storage 4h	Large-scale battery	Additonal - New Build	Belgium		15	53,87	53,87
ExxonMobil Petroleum & Chemical	CMU-2z8Y5	Combined Heat and Power	Combined Heat and Power	Existing	Belgium		1	75,00	75,00
Flexcity Belgium	CMU-7NITn	SLA No Limit	Demand Side Management	Existing	Belgium		1	3,30	3,30
Flexcity Belgium	CMU-2znKH	SLA No Limit	Aggregated technologies	Existing	Belgium		1	22,00	22,00
Flexcity Belgium	CMU-2znKC	SLA No Limit	Demand Side Management	Existing	Belgium		1	132,60	132,60
Flexcity Belgium	CMU-33owX	SLA No Limit	Aggregated technologies	Existing	Belgium		1	8,00	8,00
Flexcity Belgium	CMU-9S1bd	SLA 8h	Emergency generator	Existing	Belgium		1	1,28	1,28
Flexcity Belgium	CMU-32JjK	Combined Heat and Power	Combined Heat and Power	Existing	Belgium		1	37,60	37,60
Flexcity Belgium	CMU-32JMP	Combined Heat and Power	Combined Heat and Power	Existing	Belgium		1	37,60	37,60
Flexcity Belgium	CMU-9VfjJ	SLA No Limit	Combined Heat and Power	Existing	Belgium		1	7,00	7,00
GIGA Green Turtle BV	CMU-9Rk5P	Storage 4h	Large-scale battery	Additonal - New Build	Belgium		15	57,00	15,00
GIGA Green Turtle BV	CMU-9Rk5P	Storage 4h	Large-scale battery	Additonal - New Build	Belgium		15		18,00
GIGA Green Turtle BV	CMU-9Rk5P	Storage 4h	Large-scale battery	Additonal - New Build	Belgium		15		11,00
GIGA Green Turtle BV	CMU-9Rk5P	Storage 4h	Large-scale battery	Additonal - New Build	Belgium		15		9,00
GIGA Green Turtle BV	CMU-9Rk5P	Storage 4h	Large-scale battery	Additonal - New Build	Belgium		15		4,00

HybriX Energy	CMU-9UFps	Storage 4h	Large-scale battery	Additional - New Build	Belgium		15	19,95	7,50
HybriX Energy	CMU-9UFps	Storage 4h	Large-scale battery	Additional - New Build	Belgium		15		7,50
HybriX Energy	CMU-9UFps	Storage 4h	Large-scale battery	Additional - New Build	Belgium		15		2,50
HybriX Energy	CMU-9UFps	Storage 4h	Large-scale battery	Additional - New Build	Belgium		15		2,45
INEOS Oxide Utilities	CMU-34XPB	Combined Heat and Power	Combined Heat and Power	Existing	Belgium	1	1	43,92	43,92
INEOS Oxide Utilities	CMU-34alb	Combined Heat and Power	Combined Heat and Power	Existing	Belgium	1	1	42,34	42,34
INEOS Oxide Utilities	CMU-34aIW	Combined Heat and Power	Combined Heat and Power	Existing	Belgium	1	1	42,81	42,81
Luminus	CMU-30fXY	Open Cycle Gas Turbine	Open Cycle Gas Turbine	Existing	Belgium		1	143,52	143,52
Luminus	CMU-30fMX	Open Cycle Gas Turbine	Open Cycle Gas Turbine	Existing	Belgium		1	143,52	143,52
Luminus	CMU-30eSQ	Open Cycle Gas Turbine	Open Cycle Gas Turbine	Existing	Belgium		1	53,21	53,21
Luminus	CMU-30e03	Open Cycle Gas Turbine	Open Cycle Gas Turbine	Existing	Belgium		1	57,96	57,96
NYRSTAR Belgium	CMU-9P6z8	SLA No Limit	Demand Side Management	Existing	Belgium		1	90,00	90,00
NYRSTAR Belgium	CMU-9UcIK	SLA No Limit	Aggregated technologies	Additional - Other	Belgium		15	5,00	5,00
TotalEnergies - Centrale Electrique March-au-Pont	CMU-36I2r	Combined Cycle Gas Turbine	Combined Cycle Gas Turbine	Existing	Belgium		1	366,73	275,00
TotalEnergies - Centrale Electrique March-au-Pont	CMU-36I2r	Combined Cycle Gas Turbine	Combined Cycle Gas Turbine	Existing	Belgium		1		91,73
Zandvliet Power	CMU-2zjll	Combined Cycle Gas Turbine	Combined Cycle Gas Turbine	Additional - Other	Belgium		1	393,86	393,86
Zenobe Farbrook	VCMU-7K920	Not Specified	Not Specified	Virtual	Belgium		1	1,30	1,30

## 4. Capacity procured by Delivery Period

The maximum duration for Capacity Contract Duration is 15 years. The CRM Candidates, for CMUs with the technology Large-scale battery or Small-scale storage for which an Investment File was approved by the CREG, can specify the degradation of their Contracted Capacity over time. The degradation factor will be used to degrade the Contracted Capacity over the Capacity Contract Duration, up to 15 years, depending on the Capacity Category. The table and the graph below show the sum of the Contracted Capacities, including the degraded Contracted Capacity, procured by Delivery Period during the different Auctions organized.

Delivery Period	Y-4 25/26	Y-4 26/27	Y-4 27/28	Y-1 25/26	Y-4 28/29
2025-2026	4456,75	-	-	2658,59	-
2026-2027	1657,77	-	-	-	-
2027-2028	1657,77	-	1576,29	-	-
2028-2029	1657,77	-	588,78	-	1926,22
2029-2030	1657,77	-	580,49	-	193,57
2030-2031	1657,77	-	327,68	-	190,1
2031-2032	1657,77	-	319,97	-	186,33
2032-2033	1657,77	-	312,82	-	182,53
2033-2034	1655,13	-	305,66	-	180,03
2034-2035	1655,13	-	297,4	-	176,78
2035-2036	1655,13	-	290,81	-	174,85
2036-2037	1655,13	-	284,77	-	171,99
2037-2038	1655,13	-	277,75	-	168,99
2038-2039	1655,13	-	271,01	-	167,07
2039-2040	1655,13	-	263,86	-	164,05
2040-2041	-	-	256,71	-	161,45
2041-2042	-	-	249,97	-	158,21
2042-2043	-	-	-	-	154,87



### Capacity volumes procured by Delivery Period

